



NATURAL THIN VENEER

PORTLAND STONE WARE CO.




All of our stones are hand-picked and harvested from local quarries and farms all around New England.

At Portland Stone Ware we take great pride in providing the finest natural stone veneer in the marketplace today. Our unique stones are hand sorted, split and sawn by our skilled stone craftsmen to reveal natural beauty, texture and color. PSW Natural Thin Stone Veneer will add elegance and beauty to your home or business with endless design possibilities. Typical thin veneer applications include stone cladding, chimneys, fire places, pillars, indoor walls, outdoor walls, foundation coverings, and indoor/outdoor kitchens. Using simple installation techniques, our natural thin veneer is just right for new construction and renovation projects.

Our extensive line includes 39 unique stone color blends to choose from. Whether you're a designer, architect, contractor, or home owner you can be sure PSW has the right stone for your taste. We offer 5 different profiles of natural thin veneer providing a variety of shapes and sizes to choose from. These profiles are known as ashlar, ledgerstone, mosaic, square & rectangular, and round. Every profile offers unique texture and depth of color.

Our full lines of stone thin veneers are available at local masonry and building centers spanning the northeast.

In addition, we can provide full veneer and wallstone for projects that require a thicker, full bed stone. To see more, please visit us at portlandstoneware.com for design inspiration, installation practices, and specification sheets. We recommend contacting your local masonry dealer for samples and product info. Photos are a representation and colors will vary.




ROUND

Round sawn thin veneer is some of the most sought after stone in the world. Our round fieldstone is hand-picked and harvested from local farms and stonewalls across New England. Boasting a natural weathered stone face, our round stone may have some moss and lichen from years of weathered and aging.

Stone Finish & Sizing Details	Finish: Natural Weathered Face	Size Range: 8" - 16" Diameter
	Thickness: 1 1/2" +/-	



New England Weathered Fieldstone



Beach



Pocono Boulders



White Mountain



Connecticut Tan



New England Weathered Fieldstone



New England Weathered Fieldstone




Connecticut Tan

PACKAGING DETAILS

FLAT	CORNERS
LG Crate: 168 sf 14 layers 12 sf per layer	LG Crate: 100 lf 5 lf per layer





ASHLAR

Ashlar is rectangular in shape, with a larger range of stone heights. The ashlar profile is also hand split to reveal the natural stone's unique grain and texture.

Stone Finish & Sizing Details	Finish: Split Face	Length: 4" - 14"
	Height: 3" - 7"	Thickness: 1 ½" +/-



Connecticut White Line



LEDGESTONE

PSW ledgerstone is a natural stone product, hand split to expose a unique texture, and enhance these New England stones' color tones and natural grains. Ledgerstone consists of thin rectangular shapes, typically used in a "dry stack" application for a clean contemporary look.

Stone Finish & Sizing Details	Finish: Split Face	Length: 4" - 12"
	Height: 1" - 4"	Thickness: 1 ½" +/-



Connecticut White Line



Connecticut Tan



New England Blend



Antique Granite



Newport Gray



Connecticut Tan



New England Blend



Antique Granite



Newport Gray



Pennsylvania Weathered Edge



Vinland Granite



Weathered Cube



Blue Mountain



Vinland Granite



Pennsylvania Weathered Edge



Bluestone



New England Blend



Newport Gray



Connecticut Tan



New England Blend



MOSAIC

The mosaic profile is a classic look, made up of irregular shapes and sizes to give your project that “Old World” look and feel. Our mosaic cut stone has a natural stone face, exposing the true beauty of the grains and colors created by Mother Nature millions of years ago. Mosaic offers endless layout and grouting options to achieve the finished look desired.

Stone Finish & Sizing Details	Finish: Natural Face	Length: 6” – 14”
	Height: 6” – 14”	Thickness: 1 ½” +/-



Connecticut White Line



SQUARE & RECTANGULAR

This profile is just as it sounds, made up of square & rectangular shape pieces in a variety of sizes. Like our mosaic thin veneer, square & rectangular also has a natural stone face, and can be installed using a variety of different patterns and grouting techniques to give your project that look that feels just right.

Stone Finish & Sizing Details	Finish: Natural Face	Length: 6” – 14”
	Height: 6” – 14”	Thickness: 1 ½” +/-



Connecticut White Line



Connecticut Tan



New England Blend



Antique Granite



Newport Gray



Connecticut Tan



New England Blend



Antique Granite



Newport Gray



Vinland Granite



Weathered Cube



Blue Mountain



New England Weathered Fieldstone



Vinland Granite



Antique Granite



New England Blend with a custom cut bluestone cap.



Antique Granite



Weathered Cube



Blue Mountain



NATURAL THIN VENEER

portlandstoneware.com



NATURAL THIN VENEER

portlandstoneware.com

COLOR DESCRIPTIONS

NEW ENGLAND BLEND

Our flagship stone, New England Blend is a unique mix of Antique Granite, Connecticut Tan, Connecticut White Line, Newport Gray, and Vinland Granite. When mixed all the colors create a balanced mix of earth tones, dark and light grays, and pinks.

ANTIQUE GRANITE

Weathered and well aged, our Antique Granite is made up of cool grays with hints of light browns, and a great textured face with a salt & pepper speckled appearance.

CONNECTICUT TAN

From golden browns to earth tones, with an occasional gray mixed in, Connecticut Tan offers a tanned, bronze glow to any wall.

CONNECTICUT WHITE LINE

Connecticut White Line is one of the darker colorings consisting of cool and dark gray to very slight green color tones with wisps of white veins running through out.

NEWPORT GRAY

A consistent mix of light color earth tones primarily gray in color, with hints of mica this stone has a slight natural sheen in its appearance.

VINLAND GRANITE

"Vinland" comes from the Old Norse Vikings meaning the area of coastal North America where this stone is found. This stone has subtle color tones of grey, purple, brown, and some white mica.

WEATHERED CUBE

From deep blue gray, to yellows and browns, this stone has a timeless weathered granite face.

PENNSYLVANIA WEATHERED EDGE

Sourced from the miles of old farm boundary walls in Pennsylvania this stone has a mix of blues, lavenders, lilacs, browns and grays. Well weathered, it is not uncommon to find specks, of moss or lichen on this stone making it full of character.

NEW ENGLAND WEATHERED FIELDSTONE

Similar to Connecticut Tan, New England Weathered Fieldstone is a mix of deep browns, golds, greys, and rich tans.

BEACH

Multicolored mix of tans, earth tones, grays, and pinks, beach veneer has a smooth round face, perfect for that "coastal look."

BLUE MOUNTAIN

This true classic granite with a coarse grain has dark blue green with tans and browns running throughout.

BLUESTONE ASHLAR

This is a special cut of bluestone designed for vertical applications to continue using the deep blue, purple, and blue-green tones.

POCONO BOULDERS ROUND

This smooth round face is a mix of light tan, light to darker grey, with occasional purple tones.

WHITE MOUNTAIN ROUND

Deeper in color than Pocono, White Mountain provides a rustic look with a semi-smooth face.



PORTLAND STONE
WARE CO.

Visit our website for an extensive
list of natural stone products



portlandstoneware.com

info@portlandstoneware.com

*Front and back covers show Antique Granite Mosaic.

